



# Certificate of Analysis

Sample: KN20922015-002  
Harvest/Lot ID: DELTA 8 PEACH SIPPER  
D8111521  
Batch#: D8 111521  
Seed to Sale# N/A  
Batch Date: N/A  
Sample Size Received: 30 gram  
Total Batch Size: N/A  
Retail Product Size: 30 gram  
Ordered : 09/19/22  
Sampled : 09/19/22  
Completed: 10/10/22  
Sampling Method: N/A

**PASSED**

Page 1 of 5

Oct 10, 2022 | Aerosource H LLC

101 Liberty Drive RM 6  
Kevil, KY, 42053, US

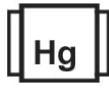
PRODUCT IMAGE



SAFETY RESULTS



Pesticides  
**PASSED**



Heavy Metals  
**PASSED**



Microbials  
**PASSED**



Mycotoxins  
**PASSED**



Residuals Solvents  
**PASSED**



Filtth  
**PASSED**



Water Activity  
NOT TESTED



Moisture  
NOT TESTED



Terpenes  
NOT TESTED

MISC.



Cannabinoid

**PASSED**



Total THC  
**0.0398%**



Total d8-THC  
**0.0121%**



Total Cannabinoids  
**0.0519%**

	CBDV	CBDA	CBGA	CBG	CBD	THCV	CBN	EXO-THC	D9-THC	D8-THC	D10-THC	CBC	THCA	D8-THCO	D9-THCO	THC-O
%	ND	ND	ND	ND	<0.01	ND	ND	ND	0.0398	0.0121	ND	ND	ND	ND	ND	ND
mg/g	ND	ND	ND	ND	<0.1	ND	ND	ND	0.398	0.121	ND	ND	ND	ND	ND	ND
LOD	0.001	0.001	0.001	0.001	0.001	0.001	0.001	0.002	0.001	0.001	0.001	0.001	0.001	0.002	0.002	0.002
%	%	%	%	%	%	%	%	%	%	%	%	%	%	%	%	%

Analyzed by:  
2837, 2692

Weight:  
2.1108g

Extraction date:  
09/22/22 14:37:13

Extracted by:  
2837

Analysis Method : Expanded Measurement of Uncertainty: Flower Matrix d9-THC:12.7%, THCA: 9.5%, TOTAL THC 11.1%. These uncertainties represent an expanded uncertainty expressed at approximately the 95% confidence level using a coverage factor k=2 for a normal distribution.

Analytical Batch : KN002932POT  
Instrument Used : HPLC E-SHI-008  
Running on : N/A

Reviewed On : 09/27/22 09:56:56  
Batch Date : 09/22/22 13:31:26

Dilution : N/A  
Reagent : 062422.02; 070822.R01; 063022.R02; 021320.01  
Consumables : 294033242; n/a; n/a; 947B9291.100; 0030220  
Pipette : E-GIL-010; E-EPP-081

Full spectrum cannabinoid analysis utilizing High Performance Liquid Chromatography with UV/PDA detection (HPLC-UV/PDA). (Method: SOP.T.30.031.TN for sample prep and Shimadzu High Sensitivity Method SOP.T.40.020 for analysis). \*Based on FL action limits.

This report shall not be reproduced, unless in its entirety, without written approval from Kaycha Labs. This report is an Kaycha Labs certification. The results relate only to the material or product analyzed. Test results are confidential unless explicitly waived otherwise. Void after 1 year from test end date. Cannabinoid content of batch material may vary depending on sampling error. IC=In-control QC parameter, NC=Non-controlled QC parameter, ND=Not Detected, NA=Not Analyzed, ppm=Parts Per Million, ppb=Parts Per Billion. Limit of Detection (LoD) and Limit Of Quantitation (LoQ) are terms used to describe the smallest concentration that can be reliably measured by an analytical procedure. RPD=Reproducibility of two measurements. Action Levels are State determined thresholds for human safety for consumption and/or inhalation. The result >99% are variable based on uncertainty of measurement (UM) for the analyte. The UM error is available from the lab upon request. The "Decision Rule" for the pass/fail does not include the UM. The limits are based on F.S. Rule 64-4.310.

**Sue Ferguson**

Lab Director

State License # n/a  
ISO Accreditation # 17025:2017



Signature

10/10/22

Signed On



# Certificate of Analysis

**PASSED**

Aerosource H LLC

101 Liberty Drive RM 6  
Kevill, KY, 42053, US  
Telephone: (270) 709-1529  
Email: rhite@aerosourceh.com

Sample : KN20922015-002

Harvest/Lot ID: DELTA 8 PEACH SIPPER D8111521

Batch# : D8 111521

Sampled : 09/19/22

Ordered : 09/19/22

Sample Size Received : 30 gram

Total Batch Size : N/A

Completed : 10/10/22 Expires: 10/10/23

Sample Method : SOP Client Method

Page 2 of 5



## Pesticides

**PASSED**

Pesticide	LOD	Units	Action Level	Pass/Fail	Result	Pesticide	LOD	Units	Action Level	Pass/Fail	Result
ABAMECTIN B1A	0.01	ppm	0.3	PASS	ND	PIPERONYL BUTOXIDE	0.01	ppm	3	PASS	ND
ACEPHATE	0.01	ppm	3	PASS	ND	PRALLETHRIN	0.01	ppm	0.4	PASS	ND
ACEQUINOCYL	0.01	ppm	2	PASS	ND	PROPICONAZOLE	0.01	ppm	1	PASS	ND
ACETAMIPRID	0.01	ppm	3	PASS	ND	PROPOXUR	0.01	ppm	0.1	PASS	ND
ALDICARB	0.01	ppm	0.1	PASS	ND	PYRETHRINS	0.01	ppm	1	PASS	ND
AZOXYSTROBIN	0.01	ppm	3	PASS	ND	PYRIDABEN	0.01	ppm	3	PASS	ND
BIFENAZATE	0.01	ppm	3	PASS	ND	SPINETORAM	0.01	ppm	3	PASS	ND
BIFENTHRIN	0.01	ppm	0.5	PASS	ND	SPIROMESIFEN	0.01	ppm	3	PASS	ND
BOSCALID	0.01	ppm	3	PASS	ND	SPIROTETRAMAT	0.01	ppm	3	PASS	ND
CARBARYL	0.01	ppm	0.5	PASS	ND	SPIROXAMINE	0.01	ppm	0.1	PASS	ND
CARBOFURAN	0.01	ppm	0.1	PASS	ND	TEBUCONAZOLE	0.01	ppm	1	PASS	ND
CHLORANTRANILIPROLE	0.01	ppm	3	PASS	ND	THIACLOPRID	0.01	ppm	0.1	PASS	ND
CHLORMEQUAT CHLORIDE	0.01	ppm	3	PASS	ND	THIAMETHOXAM	0.01	ppm	1	PASS	ND
CHLORPYRIFOS	0.01	ppm	0.1	PASS	ND	TOTAL SPINOSAD	0.01	ppm	3	PASS	ND
CLOFENTEZINE	0.01	ppm	0.5	PASS	ND	TRIFLOXYSTROBIN	0.01	ppm	3	PASS	ND
COUMAPHOS	0.01	ppm	0.1	PASS	ND						
CYPERMETHRIN	0.01	ppm	1	PASS	ND						
DAMINOZIDE	0.01	ppm	0.1	PASS	ND						
DIAZANON	0.01	ppm	0.2	PASS	ND						
DICHLORVOS	0.01	ppm	0.1	PASS	ND						
DIMETHOATE	0.01	ppm	0.1	PASS	ND						
DIMETHOMORPH	0.01	ppm	3	PASS	ND						
ETHOPROPHOS	0.01	ppm	0.1	PASS	ND						
ETOFENPROX	0.01	ppm	0.1	PASS	ND						
ETOXAZOLE	0.01	ppm	1.5	PASS	ND						
FENHEXAMID	0.01	ppm	3	PASS	ND						
FENOXYCARB	0.01	ppm	0.1	PASS	ND						
FENPYROXIMATE	0.01	ppm	2	PASS	ND						
FIPRONIL	0.01	ppm	0.1	PASS	ND						
FLONICAMID	0.01	ppm	2	PASS	ND						
FLUDIOXONIL	0.01	ppm	3	PASS	ND						
HEXYTHIAZOX	0.01	ppm	2	PASS	ND						
IMAZALIL	0.01	ppm	0.1	PASS	ND						
IMIDACLOPRID	0.01	ppm	3	PASS	ND						
KRESOXIM-METHYL	0.01	ppm	1	PASS	ND						
MALATHION	0.01	ppm	2	PASS	ND						
METALAXYL	0.01	ppm	3	PASS	ND						
METHIOCARB	0.01	ppm	0.1	PASS	ND						
METHOMYL	0.01	ppm	0.1	PASS	ND						
MEVINPHOS	0.01	ppm	0.1	PASS	ND						
MYCLOBUTANIL	0.01	ppm	3	PASS	ND						
NALED	0.01	ppm	0.5	PASS	ND						
OXAMYL	0.01	ppm	0.5	PASS	ND						
PACLOBUTRAZOL	0.01	ppm	0.1	PASS	ND						
PERMETHRINS	0.01	ppm	1	PASS	ND						
PHOSMET	0.01	ppm	0.2	PASS	ND						

Analyzed by: 2368, 2803, 12 Weight: 0.5072g Extraction date: N/A Extracted by: N/A  
 Analysis Method : SOP.T.30.060, SOP.T.40.060 Analytical Batch : KN002985PES Reviewed On : 10/10/22 17:27:04  
 Instrument Used : E-SHI-125 Pesticides Batch Date : 10/05/22 15:32:50  
 Running on : N/A  
 Dilution : 0.01  
 Reagent : N/A  
 Consumables : N/A  
 Pipette : N/A

Pesticide analysis is performed using LC-MSMS which can quantify down to below single digit ppb concentrations for regulated Pesticides. Currently we analyze for 61 Pesticides. (Methods: SOP.T.30.065 Sample Preparation for Pesticides Analysis via LCMSMS and SOP.T40.065 Procedure for Pesticide Quantification Using LCMSMS). \*Based on FL action limits.

This report shall not be reproduced, unless in its entirety, without written approval from Kaycha Labs. This report is an Kaycha Labs certification. The results relate only to the material or product analyzed. Test results are confidential unless explicitly waived otherwise. Void after 1 year from test end date. Cannabinoid content of batch material may vary depending on sampling error. IC=In-control QC parameter, NC=Non-controlled QC parameter, ND=Not Detected, NA=Not Analyzed, ppm=Parts Per Million, ppb=Parts Per Billion. Limit of Detection (LoD) and Limit Of Quantitation (LoQ) are terms used to describe the smallest concentration that can be reliably measured by an analytical procedure. RPD=Reproducibility of two measurements. Action Levels are State determined thresholds for human safety for consumption and/or inhalation. The result >99% are variable based on uncertainty of measurement (UM) for the analyte. The UM error is available from the lab upon request. The "Decision Rule" for the pass/fail does not include the UM. The limits are based on F.S. Rule 64-4.310.

**Sue Ferguson**

Lab Director

State License # n/a  
ISO Accreditation # 17025:2017



Signature

10/10/22

Signed On



# Certificate of Analysis

**PASSED**

Aerosource H LLC

 101 Liberty Drive RM 6  
 Kevill, KY, 42053, US  
 Telephone: (270) 709-1529  
 Email: rhite@aerosourceh.com

Sample : KN20922015-002

Harvest/Lot ID: DELTA 8 PEACH SIPPER D8111521

Batch# : D8 111521

Sampled : 09/19/22

Ordered : 09/19/22

Sample Size Received : 30 gram

Total Batch Size : N/A

Completed : 10/10/22 Expires: 10/10/23

Sample Method : SOP Client Method

Page 3 of 5



## Residual Solvents

PASSED

Solvents	LOD	Units	Action Level	Pass/Fail	Result
PROPANE	500	ppm	2100	PASS	ND
BUTANES (N-BUTANE)	500	ppm	2000	PASS	ND
METHANOL	25	ppm	3000	PASS	ND
ETHYLENE OXIDE	0.5	ppm	5	PASS	ND
PENTANES (N-PENTANE)	75	ppm	5000	PASS	ND
ETHANOL	500	ppm	5000	PASS	ND
ETHYL ETHER	50	ppm	5000	PASS	ND
1,1-DICHLOROETHENE	0.8	ppm	8	PASS	ND
ACETONE	75	ppm	5000	PASS	ND
2-PROPANOL	50	ppm	500	PASS	ND
ACETONITRILE	6	ppm	410	PASS	ND
DICHLOROMETHANE	12.5	ppm	600	PASS	ND
N-HEXANE	25	ppm	290	PASS	ND
ETHYL ACETATE	40	ppm	5000	PASS	ND
CHLOROFORM	0.2	ppm	60	PASS	ND
BENZENE	0.1	ppm	2	PASS	ND
1,2-DICHLOROETHANE	0.2	ppm	5	PASS	ND
HEPTANE	500	ppm	5000	PASS	ND
TRICHLOROETHYLENE	2.5	ppm	80	PASS	ND
TOLUENE	15	ppm	890	PASS	ND
TOTAL XYLENES - M, P & O - DIMETHYLBENZENE	15	ppm	2170	PASS	ND

Analyzed by: N/A	Weight: N/A	Extraction date: N/A	Extracted by: N/A
------------------	-------------	----------------------	-------------------

 Analysis Method : SOP.T.40.032  
 Analytical Batch : KN002990SOL  
 Instrument Used : E-SHI-106 Residual Solvents  
 Running on : N/A

 Reviewed On : 10/10/22 17:27:12  
 Batch Date : 10/06/22 11:20:34

 Dilution : N/A  
 Reagent : N/A  
 Consumables : G201.100; G201.167  
 Pipette : N/A

Residual solvents analysis is performed using GC-MS which can detect below single digit ppm concentrations. Currently we analyze for 22 residual solvents. (Method: SOP.T.40.032 Residual Solvents Analysis via GC-MS). \*Based on FL action limits.

This report shall not be reproduced, unless in its entirety, without written approval from Kaycha Labs. This report is an Kaycha Labs certification. The results relate only to the material or product analyzed. Test results are confidential unless explicitly waived otherwise. Void after 1 year from test end date. Cannabinoid content of batch material may vary depending on sampling error. IC=In-control QC parameter, NC=Non-controlled QC parameter, ND=Not Detected, NA=Not Analyzed, ppm=Parts Per Million, ppb=Parts Per Billion. Limit of Detection (LoD) and Limit Of Quantitation (LoQ) are terms used to describe the smallest concentration that can be reliably measured by an analytical procedure. RPD=Reproducibility of two measurements. Action Levels are State determined thresholds for human safety for consumption and/or inhalation. The result >99% are variable based on uncertainty of measurement (UM) for the analyte. The UM error is available from the lab upon request. The "Decision Rule" for the pass/fail does not include the UM. The limits are based on F.S. Rule 64-4.310.

**Sue Ferguson**

Lab Director

 State License # n/a  
 ISO Accreditation # 17025:2017

Signature

10/10/22

Signed On





# Certificate of Analysis

**PASSED**

Aerosource H LLC

101 Liberty Drive RM 6  
Kevill, KY, 42053, US  
Telephone: (270) 709-1529  
Email: rhite@aerosourceh.com

Sample : KN20922015-002

Harvest/Lot ID: DELTA 8 PEACH SIPPER D8111521

Batch# : D8 111521

Sampled : 09/19/22

Ordered : 09/19/22



Sample Size Received : 30 gram


Total Batch Size : N/A

Completed : 10/10/22 Expires: 10/10/23

Sample Method : SOP Client Method

Page 4 of 5

 <b>Microbial</b> <span style="float: right;"><b>PASSED</b></span>						 <b>Mycotoxins</b> <span style="float: right;"><b>PASSED</b></span>					
Analyte	LOD	Units	Result	Pass / Fail	Action Level	Analyte	LOD	Units	Result	Pass / Fail	Action Level
ESCHERICHIA COLI SHIGELLA SPP			Not Present	PASS		AFLATOXIN G2	0.002	ppm	ND	PASS	0.02
SALMONELLA SPECIFIC GENE			Not Present	PASS		AFLATOXIN G1	0.002	ppm	ND	PASS	0.02
ASPERGILLUS FLAVUS			Not Present	PASS		AFLATOXIN B2	0.002	ppm	ND	PASS	0.02
ASPERGILLUS FUMIGATUS			Not Present	PASS		AFLATOXIN B1	0.002	ppm	ND	PASS	0.02
ASPERGILLUS NIGER			Not Present	PASS		OCHRATOXIN A+	0.002	ppm	ND	PASS	0.02
ASPERGILLUS TERREUS			Not Present	PASS		TOTAL MYCOTOXINS	0.002	ppm	ND	PASS	0.02
Analyzed by: 2368, 2805      Weight: 1.0117g      Extraction date: N/A      Extracted by: N/A						Analyzed by: 2368, 2803, 12      Weight: 0.5072g      Extraction date: N/A      Extracted by: N/A					
Analysis Method : SOP.T.40.043 Analytical Batch : KN002977MIC Instrument Used : Micro E-HEW-069 Running on : N/A						Analysis Method : SOP.T.30.060, SOP.T.40.060 Analytical Batch : KN002996MYC Instrument Used : E-SHI-125 Mycotoxins Running on : N/A					
Dilution : N/A Reagent : N/A Consumables : N/A Pipette : N/A						Dilution : 0.01 Reagent : N/A Consumables : N/A Pipette : N/A					
Reviewed On : 10/05/22 17:44:02 Batch Date : 10/04/22 09:12:16						Reviewed On : 10/10/22 17:26:54 Batch Date : 10/06/22 19:19:50					

 <b>Heavy Metals</b> <span style="float: right;"><b>PASSED</b></span>					
Metal	LOD	Units	Result	Pass / Fail	Action Level
ARSENIC-AS	0.02	ppm	ND	PASS	0.2
CADMIUM-CD	0.02	ppm	ND	PASS	0.2
MERCURY-HG	0.02	ppm	ND	PASS	0.2
LEAD-PB	0.02	ppm	ND	PASS	0.5
Analyzed by: 2368, 138, 12      Weight: 11g      Extraction date: N/A      Extracted by: N/A					
Analysis Method : SOP.T.40.050, SOP.T.30.052 Analytical Batch : KN002982HEA Instrument Used : Metals ICP/MS Running on : N/A					
Dilution : N/A Reagent : N/A Consumables : N/A Pipette : N/A					
Reviewed On : 10/10/22 17:26:45 Batch Date : 10/05/22 10:24:11					

Heavy Metals screening is performed using ICP-MS (Inductively Coupled Plasma - Mass Spectrometer) which can screen down to single digit ppb concentrations for regulated heavy metals using Method SOP.T.30.082 Sample Preparation for Heavy Metals Analysis via ICP-MS and SOP.T.40.082TN Heavy Metals Analysis via ICP-MS.

This report shall not be reproduced, unless in its entirety, without written approval from Kaycha Labs. This report is an Kaycha Labs certification. The results relate only to the material or product analyzed. Test results are confidential unless explicitly waived otherwise. Void after 1 year from test end date. Cannabinoid content of batch material may vary depending on sampling error. IC=In-control QC parameter, NC=Non-controlled QC parameter, ND=Not Detected, NA=Not Analyzed, ppm=Parts Per Million, ppb=Parts Per Billion. Limit of Detection (LoD) and Limit Of Quantitation (LoQ) are terms used to describe the smallest concentration that can be reliably measured by an analytical procedure. RPD=Reproducibility of two measurements. Action Levels are State determined thresholds for human safety for consumption and/or inhalation. The result >99% are variable based on uncertainty of measurement (UM) for the analyte. The UM error is available from the lab upon request. The "Decision Rule" for the pass/fail does not include the UM. The limits are based on F.S. Rule 64-4.310.

**Sue Ferguson**

Lab Director

State License # n/a  
ISO Accreditation # 17025:2017



Signature

10/10/22

Signed On



# Certificate of Analysis

**PASSED**

Aerosource H LLC

101 Liberty Drive RM 6  
Kevill, KY, 42053, US  
Telephone: (270) 709-1529  
Email: rhite@aerosourceh.com

Sample : KN20922015-002  
Harvest/Lot ID: DELTA 8 PEACH SIPPER D8111521  
Batch# : D8 111521  
Sampled : 09/19/22  
Ordered : 09/19/22

Sample Size Received : 30 gram  
Total Batch Size : N/A  
Completed : 10/10/22 Expires: 10/10/23  
Sample Method : SOP Client Method

Page 5 of 5



**Filth/Foreign Material** **PASSED**

Analyte	LOD	Units	Result	P/F	Action Level
Filth and Foreign Material	1	detect/g	ND	PASS	3

Analyzed by:	Weight:	Extraction date:	Extracted by:
2368, 2805	0.5562g	N/A	N/A

Analysis Method : SOP.T.30.074, SOP.T.40.074  
Analytical Batch : KN002967FIL  
Instrument Used : E-AMS-138 Microscope  
Running on : N/A

Reviewed On : 10/04/22 13:40:08  
Batch Date : 09/30/22 12:43:25

Dilution : N/A  
Reagent : N/A  
Consumables : N/A  
Pipette : N/A

This includes but is not limited to hair, insects, feces, packaging contaminants, and manufacturing waste and by-products. A SW-2T13 Stereo Microscope is use for inspection.

This report shall not be reproduced, unless in its entirety, without written approval from Kaycha Labs. This report is an Kaycha Labs certification. The results relate only to the material or product analyzed. Test results are confidential unless explicitly waived otherwise. Void after 1 year from test end date. Cannabinoid content of batch material may vary depending on sampling error. IC=In-control QC parameter, NC=Non-controlled QC parameter, ND=Not Detected, NA=Not Analyzed, ppm=Parts Per Million, ppb=Parts Per Billion. Limit of Detection (LoD) and Limit Of Quantitation (LoQ) are terms used to describe the smallest concentration that can be reliably measured by an analytical procedure. RPD=Reproducibility of two measurements. Action Levels are State determined thresholds for human safety for consumption and/or inhalation. The result >99% are variable based on uncertainty of measurement (UM) for the analyte. The UM error is available from the lab upon request. The "Decision Rule" for the pass/fail does not include the UM. The limits are based on F.S. Rule 64-4.310.

**Sue Ferguson**

Lab Director

State License # n/a  
ISO Accreditation # 17025:2017

Signature

10/10/22

Signed On